




Referral to Radiation Oncology (Outpatient)

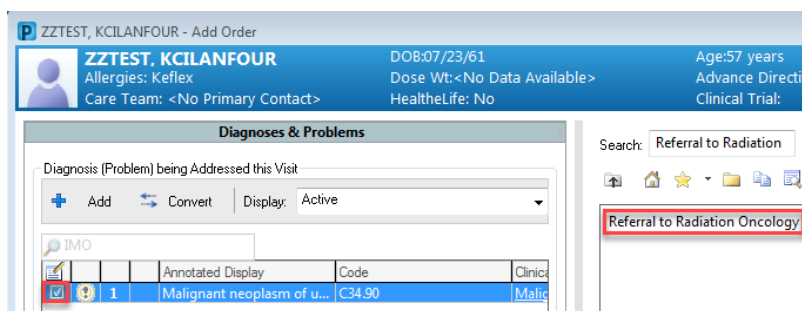
03/11/2019

How to Place Referral to Radiation Oncology Order

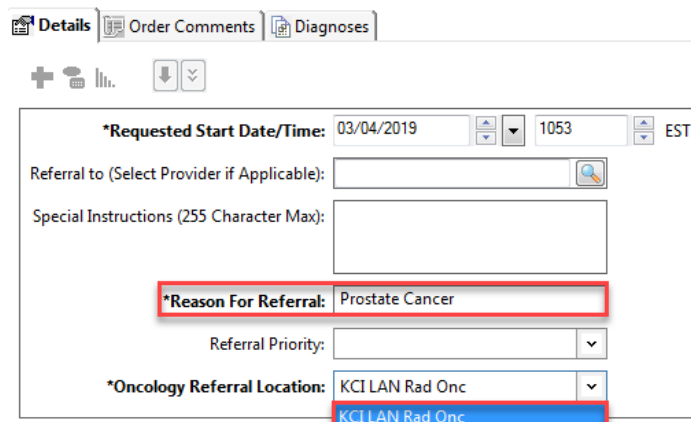
Applicable Staff: Providers, Clinical Staff (Propose, Co-Sign Required)

“Referral to Radiation Oncology” order should be placed for the patient.

1. Open Powerchart 
2. Open the Patient’s Chart to correct encounter 
(Encounter type must be: Outpatient or Clinic. If engaging Oncology from an Inpatient encounter, the ‘Consult to Oncology’ order should be used.)
3. Select Add Orders from Table of Contents 
4. Select Diagnosis applicable to Referral
5. Search for ‘Referral to Radiation Oncology’ and select order
6. Click ‘OK’ button to close Order window
7. Fill out required order details:
 - a. Define reason for placing the referral
 - b. Select desired referral location.



▼ Details for Referral to Radiation Oncology



Once the order is signed a notification will be sent to the appropriate radiation referral pool for staff to reach out to the patient and schedule an appointment.