

Cerner Flash

Ambulatory: Diagnostic Test Tracking (non-McLaren facilities) **September 17, 2021**

Diagnostic Test Tracking Overview

Enhancement: **Effective 9/20/21,** When a Provider orders Diagnostic Testing (i.e., X-Ray, PET, CT, etc.) to be performed outside of McLaren, end users will now have the ability to track these items via a new Diagnostic Test Tracking tab on the Single-Patient and Multi-Patient Task List.

A Diagnostic Tracking task will fire to the Single Patient and Multi-Patient Task list for tracking purposes when the Provider places an order for a diagnostic test and chooses the option for the exam to be performed outside of the organization.

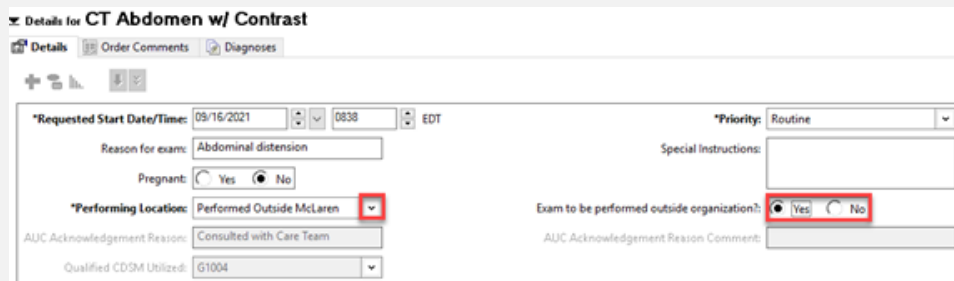
Position Impacted: Ambulatory Clinic Staff (see grid below for full list of positions)

Ambulatory: Care Manager	Ambulatory: RN	Ambulatory: Oncology MA
Ambulatory: MA/LPN	Ambulatory: RN Planned/Proposed	Ambulatory: Oncology RN
Ambulatory: MA/LPN Planned/Proposed	Ambulatory: Ops Manager	Oncology Clinical Manager
Ambulatory: MA/Rad Tech	MA/Reg Clerk	Oncology Non-Clinical Manager
OB Clinic MA/LPN	Medical Scribe/MA	Reg Clerk Oncology
OB Clinic MA/LPN Planned/Proposed	Medical Scribe/Physician Propose	Reg/Sched Clerk - Clinic
CPM Reg/Sched		

Diagnostic Test Tracking – Provider Workflow

1). The task will fire when the Provider places an order for a diagnostic test and the below items are selected within the order details:

- a. **Performing Location dropdown:** Performed Outside McLaren
- b. **Exam to be performed outside organization:** YES



Details for CT Abdomen w/ Contrast

Details | Order Comments | Diagnoses

*Requested Start Date/Time: 09/16/2021 0838 EDT

*Priority: Routine

Reason for exam: Abdominal distension

Pregnant: Yes No

*Performing Location: Performed Outside McLaren

Exam to be performed outside organization: Yes No

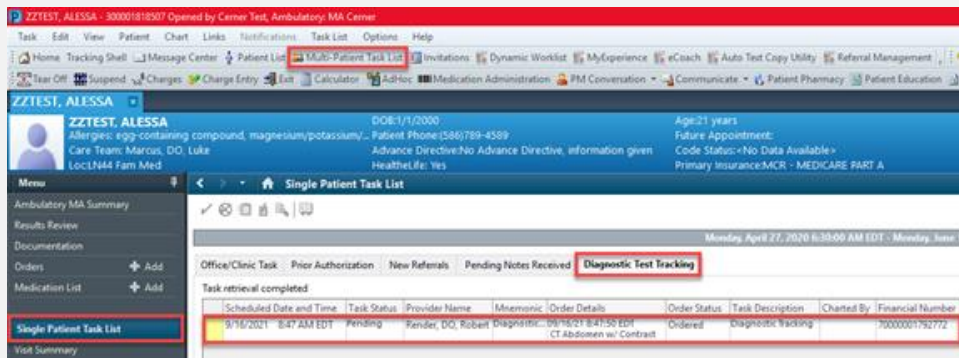
AUC Acknowledgement Reason: Consulted with Care Team

Qualified CDSM Utilized: G1004

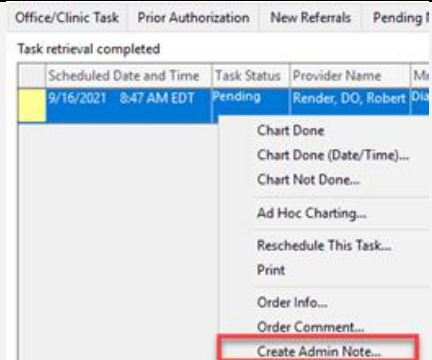
Cerner Flash

Diagnostic Test Tracking – Staff Workflow

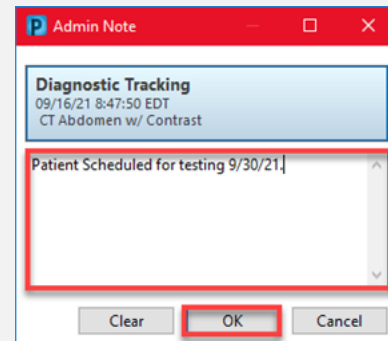
- 1). Staff will navigate to the **Single-Patient** or **Multi-Patient Task List** to view the task:
 - a. Select the **Diagnostic Test Tracking** Tab.
 - b. The **Diagnostic Test Tracking Task** for the exam that the Provider ordered will display.



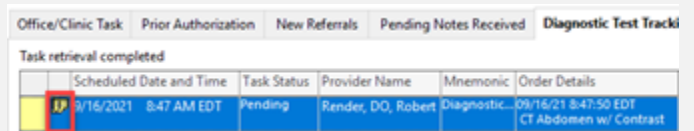
- 2). Right-click on the task and choose **Create Admin Note**, to enter a comment on the task if needed.



- 3). The **Admin Note** window will display.
 - a. Free Text the comment and click **OK** when done.

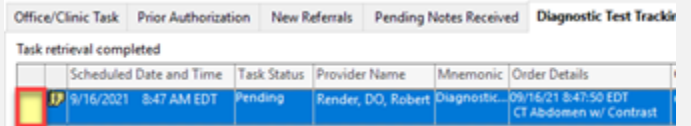


- 4). A **Paperclip** icon will now appear next to the task indicating there are comments associated to the task.
 - a. Click the **Paperclip** icon to see the comments if needed.



Cerner Flash

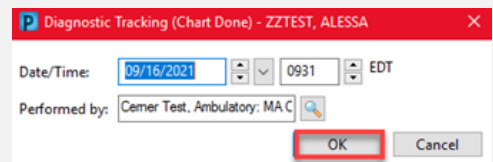
5). Once diagnostic test is scheduled or complete, staff can complete the task from the Task List by single-clicking the **Yellow Box** next to the appropriate task.



Office/Clinic Task	Prior Authorization	New Referrals	Pending Notes Received	Diagnostic Test Tracking
Task retrieval completed				
Scheduled Date and Time	Task Status	Provider Name	Mnemonic	Order Details
9/16/2021 8:47 AM EDT	Pending	Render, DO, Robert	Diagnostic...	09/16/21 8:47:50 EDT CT Abdomen w/ Contrast

6). Click **OK** in the **Chart Done** window.

- **Note:** The Date/Time field can be adjusted if needed.



Diagnostic Tracking (Chart Done) - ZZTEST, ALESSA

Date/Time: 09/16/2021 0931 EDT

Performed by: Cerner Test, Ambulatory: MAC

OK Cancel

7). The task will now display with a green checkmark to indicate that it is complete.
a. Click **Refresh** to remove the task from the Task List.



Office/Clinic Task	Prior Authorization	New Referrals	Pending Notes Received	Diagnostic Test Tracking
Task retrieval completed				
Scheduled Date and Time	Task Status	Provider Name	Mnemonic	Order Details
9/16/2021 8:47 AM EDT	Complete	Render, DO, Robert	Diagnostic...	09/16/21 8:47:50 EDT