

Cerner Flash

Ambulatory: New Smart Templates & Auto-Texts Phrases

November 2, 2021

New Smart Templates & Public Auto-Text Phrases Overview

Enhancement 1: Five new Smart Templates are now available within Cerner PowerChart and will allow users to pull in the patient's age, gender, phone number and health plans.

Enhancement 2: Five new Public Auto-Text Phrases (dot phrases) have also been created that have the corresponding Smart Template built in and will pull in the related information.

- **Important Note:** The AMB – Health Plans auto-text and smart template will not be available until 11/8/21.

New Smart Templates	New Public Auto-Text Phrases
AMB – Age (Year Old)	.ambage AMB – Age (Year Old)
AMB – Gender (Pronoun)	.ambgp AMB – Gender (Pronoun)
AMB – Gender (Possessive Pronoun)	.ambgpp AMB – Gender (Possessive Pronoun)
AMB – Patient Phone	.ambpatientphone AMB – Patient Phone
AMB – Health Plans	.ambhealthplans AMB – Health Plans

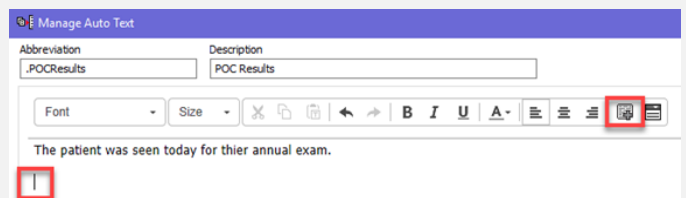
Positions Impacted: All Ambulatory Providers and Staff.

Adding the New Smart Templates to Existing Auto Text

The below steps outline how users can add the new smart template to a new or existing auto-text.

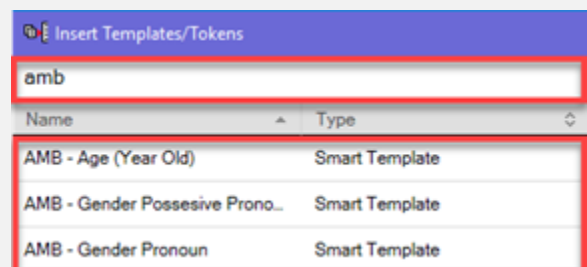
1). To add the smart template while creating or editing Auto Text:

- From the **Manage Auto Text** window, place the cursor in the area that you want to add the smart template.
- Select the **Smart Template** icon.



2). Free text “AMB” into the **Search** field and select the appropriate Smart Template to use.

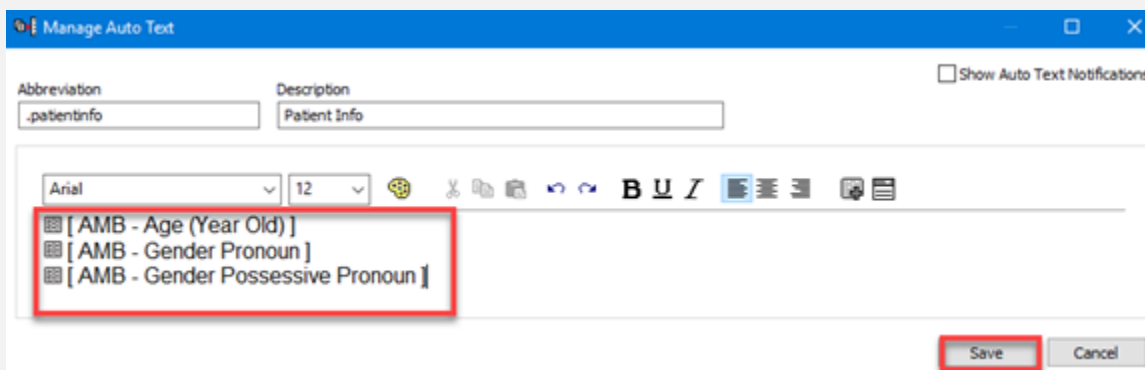
- Click **Insert**.
- **Note:** Enter more text into the Search field to narrow down your search if needed.



Cerner Flash

3). The chosen Smart Template will display within the Auto Text template.

- a. Add or edit any text as desired.
- b. Click **Save** when done.

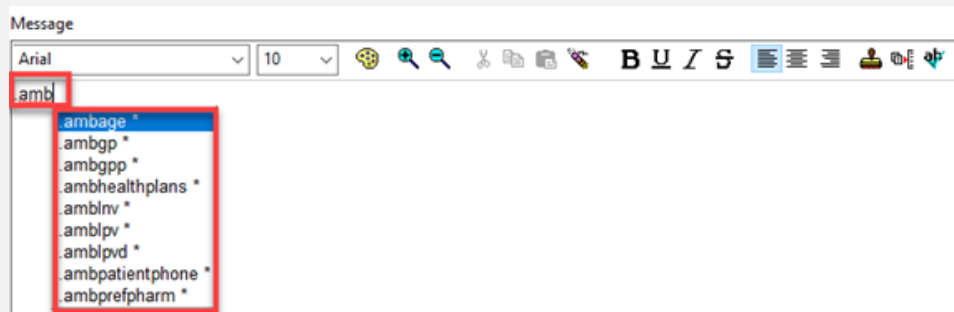


Use the New Public Auto-Text Phrases

The below steps will outline how users can insert the new auto-text into their documentation.

1). To use any of the new Auto Text Phrases:

- a. In any Free Text area within the patient's chart, free text the needed dot phrase:
 - .ambage
 - .ambgp
 - .ambgpp
 - .ambhealthplans
 - .ambpatientphone
- b. **Double-click** the appropriate dot phrase from the options that appear.



- **Note:** You can also use the Manage Auto Text icon to duplicate the auto-text and make it your own.