

Cerner Flash

Ambulatory: Referral to Diabetes Education Program

January 27, 2023

Referral to Diabetes Education Program Overview

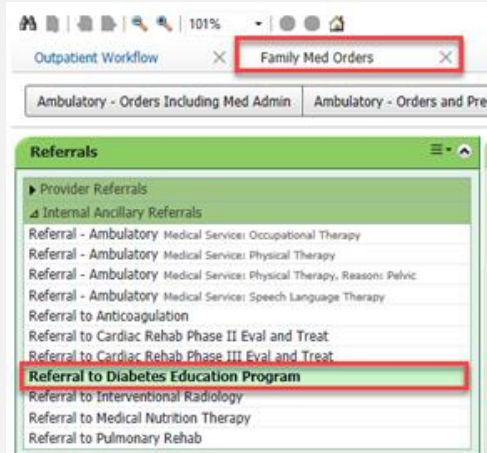
Change effective 2/1/23: When Providers place a Referral to Diabetes Education Program order, a Powerform will display that must be filled prior to signing the order. This Powerform informs the McLaren Diabetes Education department of the patient's diagnosis, type of training requested, and the reason for the referral.

Please follow the instructions below to place a Referral to the Diabetes Education Program.

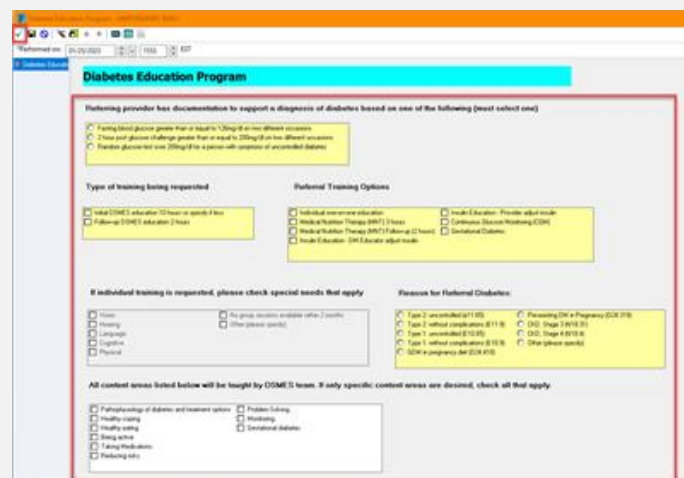
Positions Impacted: All Ambulatory Provider positions.

Referral to Diabetes Education Program Workflow

- 1) Select the **Referral to Diabetes Education Program** order from the Quick Orders Page.
 - **Note:** Users can also manually search for the order if needed via the New Order Entry component or the Orders Mpage.



- 2) Once the order is selected, the **Diabetes Education Program Powerform** will display.
 - a. Satisfy all required (yellow) fields.
 - b. Click **Sign** (green checkmark) when complete.
 - **Note:** Some fields allow users to select more than one option. Other fields may become required depending on what is chosen.



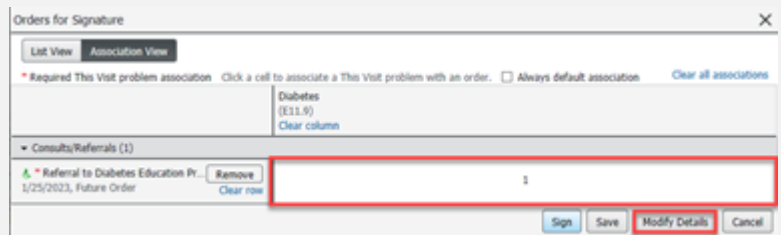
Cerner Flash

3) Once the form is signed, select the **Orders for Signature** icon.



4) In the Order for Signature dialog box, **Associate** a Diagnosis if needed.

a. Click **Modify Details**.



5) Select the order and satisfy the remaining **Order Details**.

a. Click **Sign** when done.

b. The order will then route to the chosen location's scheduling queue.

