

# Cerner Flash

Ambulatory: Transcribed Lab Powerform Enhancement

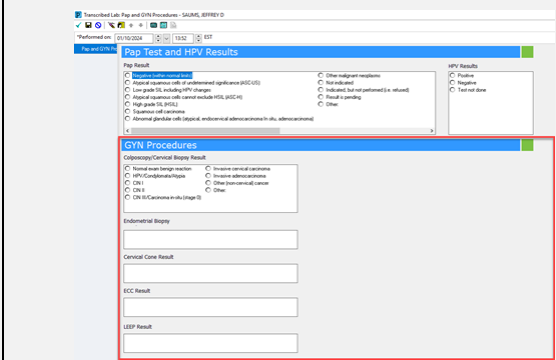
January 25, 2024

## New Transcribed Lab Forms Overview

**Enhancement effective 1/30/24 (mid-morning):** The **Transcribed Lab: Pap and GYN Procedures** AdHoc form that is available to users to document results performed outside McLaren form will be modified as described below.

Please note, this is not a required workflow. Users may document Pap and HPV results performed outside McLaren on this form if the Provider wishes to see the results listed in Results Review, instead of viewing them on a scanned document.

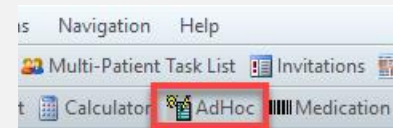
### Description of Modifications

<b>Form Name</b>	<ul style="list-style-type: none"> <li>The title/name of the Powerform will change from <b>Transcribed Lab: Pap and Gyn Procedures</b> to <b>Transcribed Lab: Pap and HPV Results</b></li> </ul>
<b>Form Layout</b>	<ul style="list-style-type: none"> <li>The <b>GYN Procedures</b> section at the bottom of the form will be removed since it's not applicable to the Pap/HPV result.</li> </ul> 
<b>Results Review</b>	<ul style="list-style-type: none"> <li>The results documented on the form will display within the <b>Ambulatory View</b> tab of Results Review.</li> </ul>
<b>Health Maintenance</b>	<ul style="list-style-type: none"> <li>Once the form is documented, it will satisfy the <b>Cervical Cancer Screening</b> Health Maintenance recommendation for <u>three years</u>.</li> <li>The form can also be accessed by selecting the <b>Cervical Cancer Screening</b> recommendation <b>Action</b> dropdown.</li> </ul>

**Positions Impacted:** This form will be available to all Ambulatory Providers and Clinical Staff.

Please see the below for further details regarding the form modifications.

### Access the Transcribed Lab Powerform from AdHoc

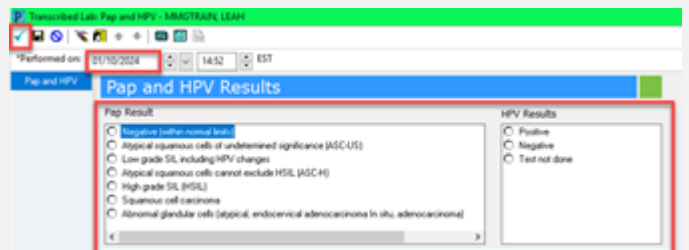
<p>1) From within a patient's chart, select the <b>AdHoc</b> button on the Toolbar.</p>	
---	--

# Cerner Flash

- 2) Select the **Transcribed Labs** folder from the left-hand side.
  - a. Select the checkbox next to the **Transcribed Lab: Pap and HPV Powerform** and click **Chart** to document.



- 3) The form will be displayed for staff to document the results that were performed elsewhere.
  - a. Ensure the **Performed on** date field matches the date of the result.
  - b. Click the green **Sign Form** checkmark when complete.

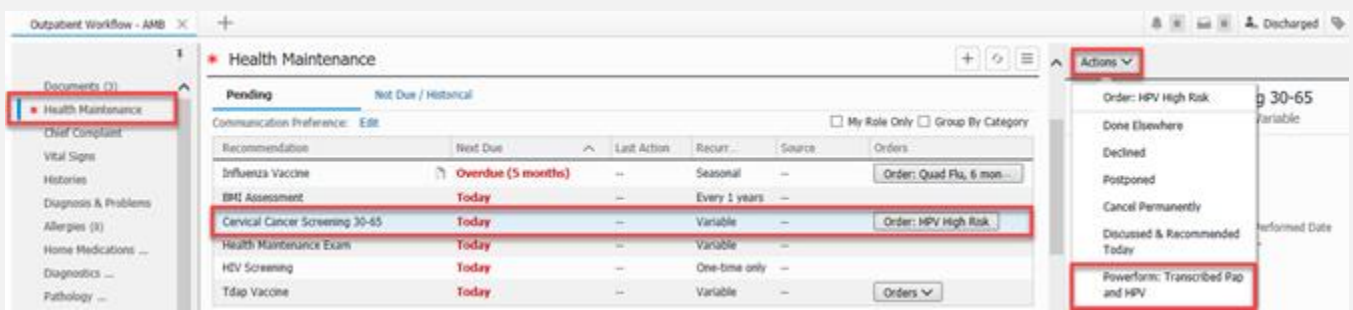


### Once the form is documented and signed:

- The Health Recommendation for **Cervical Cancer Screening** will be satisfied for three years (the timeframe can be manually changed if needed).
- The results documented on the form will display in the Results Review **Ambulatory View** tab.
- The completed form can be viewed within the **Documents** component of the Outpatient Workflow page, Documentation, Notes, and Forms Browser tab on the Menu Bar.

### Access the Powerform within the Health Maintenance Component

- 1) Users may also access the Transcribed Lab form within the **Health Maintenance** component on the Outpatient Workflow page.
  - a. To access the form, select the **Cervical Cancer Screening** recommendation.
  - b. Select the **Actions** dropdown and choose **Powerform: Transcribed Pap and HPV**.

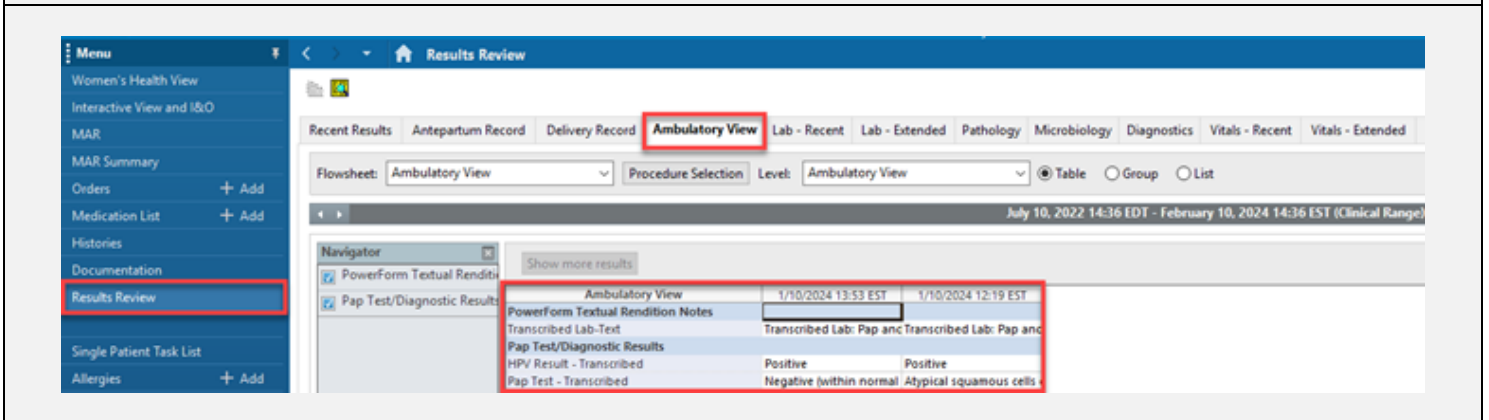


# Cerner Flash

- 2) The Powerform will be displayed for staff to document the result that was performed elsewhere.
  - a. Use the green **Sign Form** checkmark icon to sign the form when complete.
- 3) Once documented, the recommendation will be satisfied for three years (the timeframe can be manually changed if needed).

## Viewing Documented Results in Results Review

- 1) From within a patient's chart, select the **Results Review** tab on the Menu Bar.
- 2) Select the **Ambulatory View** tab to view the results documented on the Powerform.
  - **Note:** Ensure the *Clinical Range Bar* is set to include the date of the results you wish to see.



The screenshot shows the Cerner Results Review interface. The 'Ambulatory View' tab is selected in the top navigation bar. The 'Clinical Range' bar is set to 'July 10, 2022 14:36 EDT - February 10, 2024 14:36 EST'. The 'Navigator' pane on the left shows 'Results Review' selected. The main content area displays a table of results:

PowerForm Textual Rendition Notes	1/10/2024 13:53 EST	1/10/2024 12:19 EST
Transcribed Lab-Text	Transcribed Lab: Pap anc	Transcribed Lab: Pap anc
Pap Test/Diagnostic Results	Positive	Positive
HPV Result - Transcribed	Negative (within normal	Atypical squamous cells
Pap Test - Transcribed		