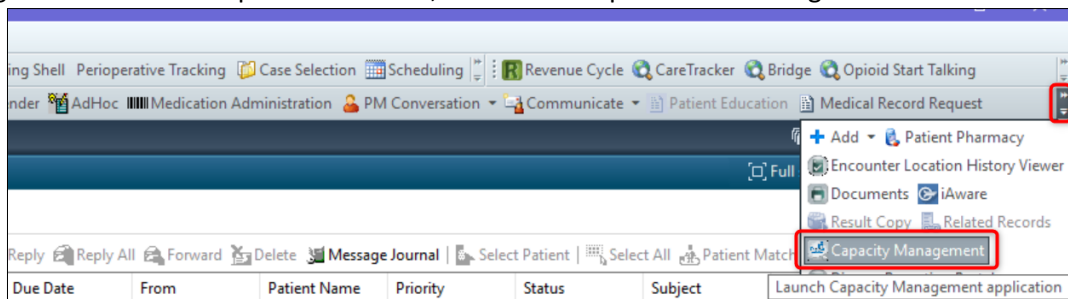


Capacity Management Access

Capacity Management Toolbar Button Coming to PowerChart, FirstNet and SurgiNet

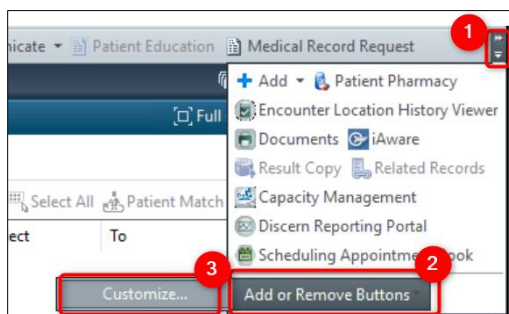
For those who use Capacity Management, it has historically been accessed via a separate icon on the Citrix Storefront. Starting 6/1/2021 Capacity Management will be added to the toolbar inside PowerChart, FirstNet and SurgiNet so that it can be launched from inside the chart. Single-sign-on means you will not have to enter your credentials a second time to use it.

If Capacity Management is not face-up on the toolbar, select the drop-down on the right-hand side to locate it.

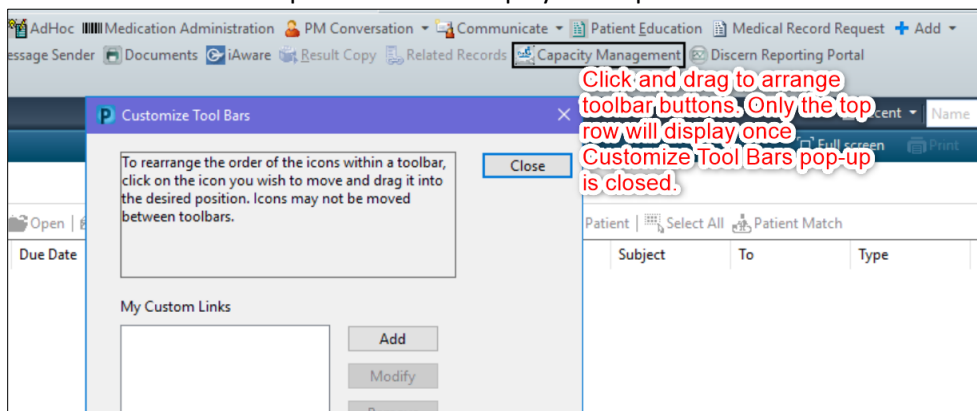



To add Capacity Management face-up to the toolbar, if desired, follow the below steps.

1. Select the drop-down arrow.
2. Choose Add or Remove Buttons.
3. Select Customize.



4. Click and drag to arrange the buttons as desired, then click close.
Buttons added to the top row will now display face-up on the toolbar.



Remember to Exit through the door  to save any customizations made!