



# CERNER FLASH

## Law Enforcement Lab Draw

July 29, 2021

### Law Enforcement Lab Draw

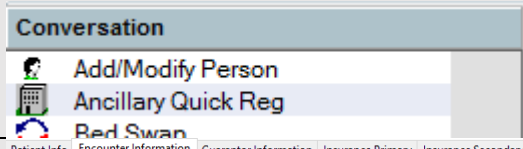
**Enhancement:** Effective 7/29/21 there is a new process for Lab draws that are needed for Law enforcement.

**Intended Audience:** Emergency Department, Laboratory, and Patient Accounting

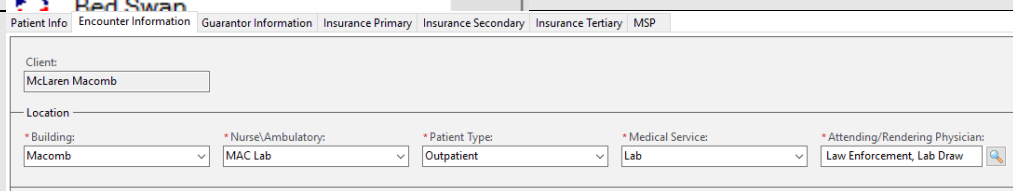
### Workflow

1) Police department will present a patient for a Legal Blood Draw.

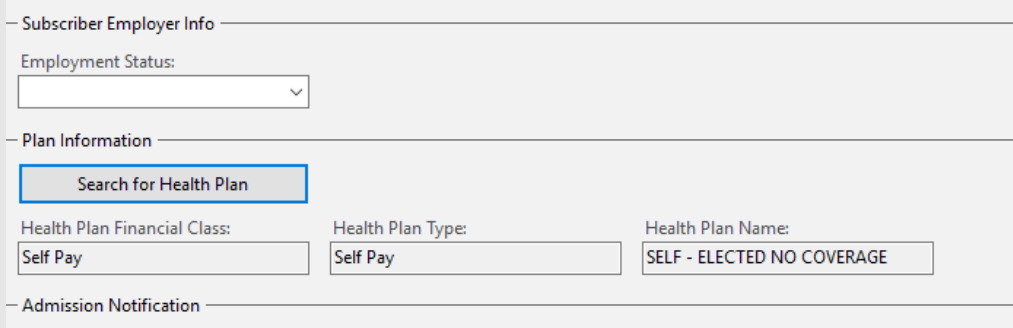
2) Select “**Ancillary Quick Reg**” Conversation.



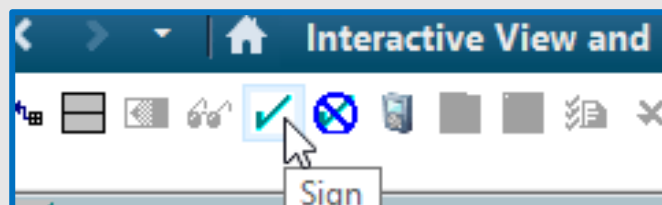
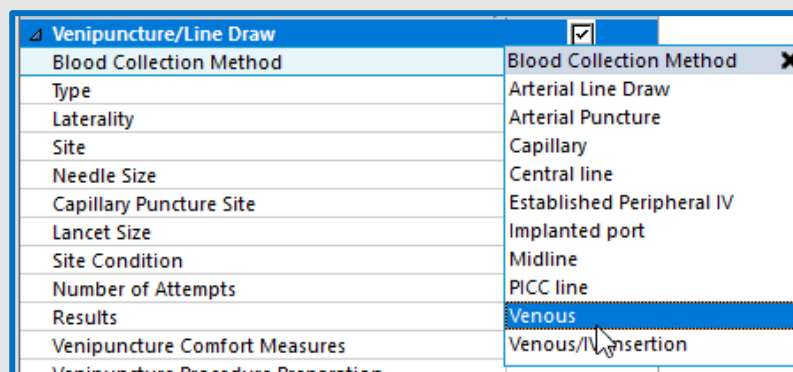
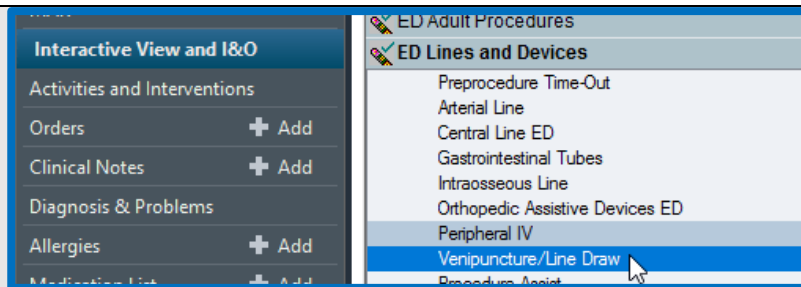
3) Register patient with Outpatient encounter. Medical Service of “**Lab**” and provider name of “**Law Enforcement, Lab Draw**”



4) When registering, use health plan of “**SELF – ELECTED NO COVERAGE**”



5) The Lab or ED RN will enter phlebotomy charges on the encounter via iView



6) Self-Pay Elected Billing Statement Process