

# Stroke Care Plans

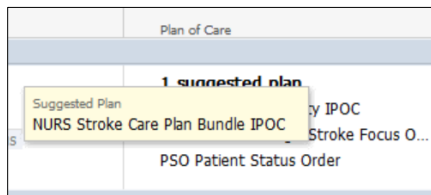
## NURS Stroke Bundle IPOC

To meet quality measures and metrics for our stroke patient population an Interdisciplinary Plan of Care (IPOC) stroke bundle will be **available 9/15/2021**. This bundle contains existing IPOCs that are most often used for this patient population and brings them all to one place to streamline the process. Additionally, the system will suggest this care plan bundle whenever an admitted patient has a qualifying NEURO Stroke PowerPlan (order set) placed, or if the Stroke Quality Measures single order is placed.

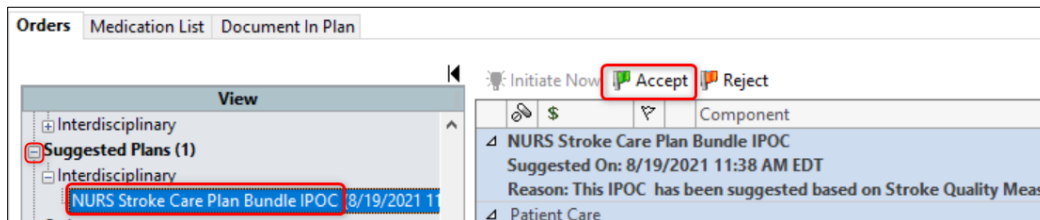
### NURS Stroke Bundle IPOC Workflow

The Stroke Quality Measures order is placed, usually as part of a NEURO Stroke PowerPlan.

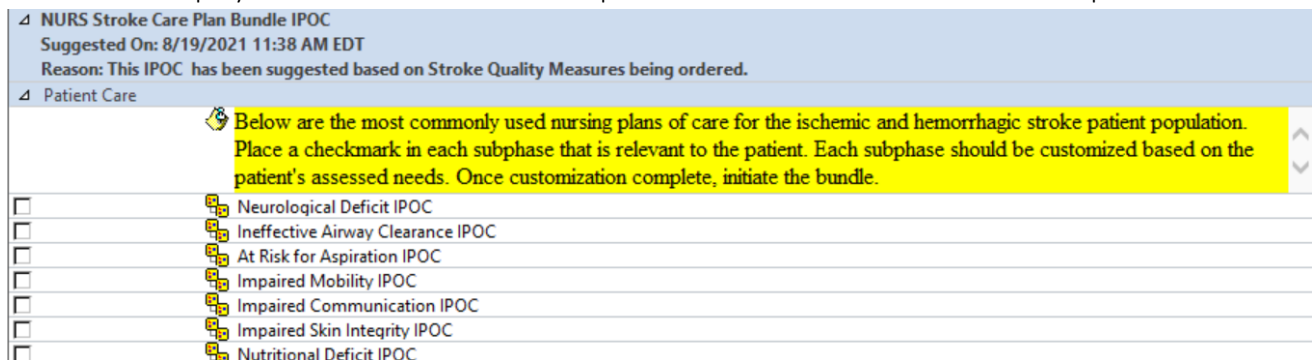
1. The NURS Stroke Care Plan Bundle IPOC displays as a suggested plan on CareCompass



2. Select any suggested plan from CareCompass to open an Orders screen pop-up window.
  - ✔ Note you may also access, accept and initiate suggested plans from the Orders component inside the chart.
3. Click the plus next to suggested plans. Select the NURS Stroke Care Plan Bundle and click Accept.



The bundle displays with instructions at the top. It can now be customized based on patient needs.

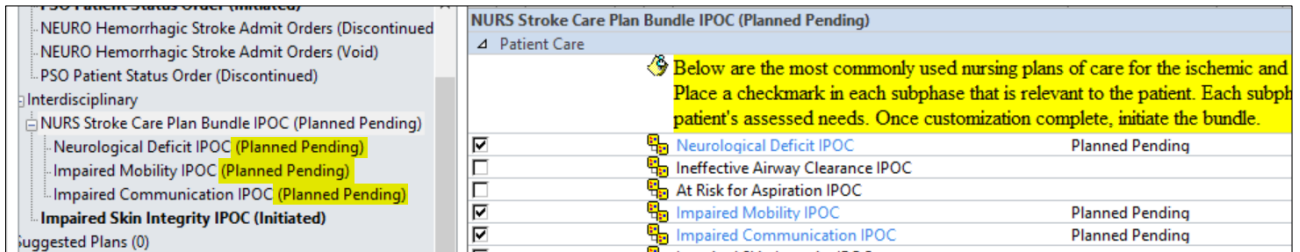
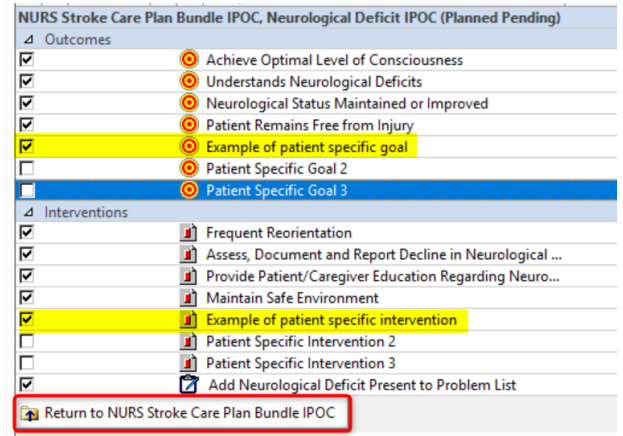


4. Navigate through the bundle placing a checkmark in any IPOC that is relevant to the patient. As each checkmark is selected, the "subphase" IPOC will open.

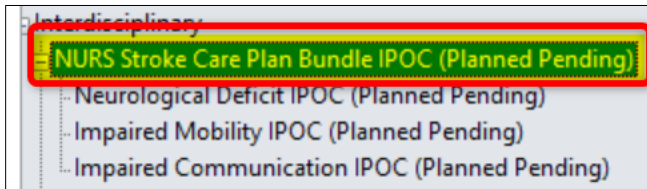


In the below example, the Neurological Deficit IPOC subphase was selected and opened to allow customization.

- ☑ IPOCs have common goals and interventions prechecked. Review contents and add or remove checkboxes as appropriate for the patient. As always, each IPOC also contains Patient Specific goal/intervention placeholders that can be modified to create a customized plan of care.
- 5. Once customizations are complete, select the Return to NURS Stroke Care Plan Bundle IPOC button.
- 6. As subphases are selected and customized they update to a Planned Pending status.

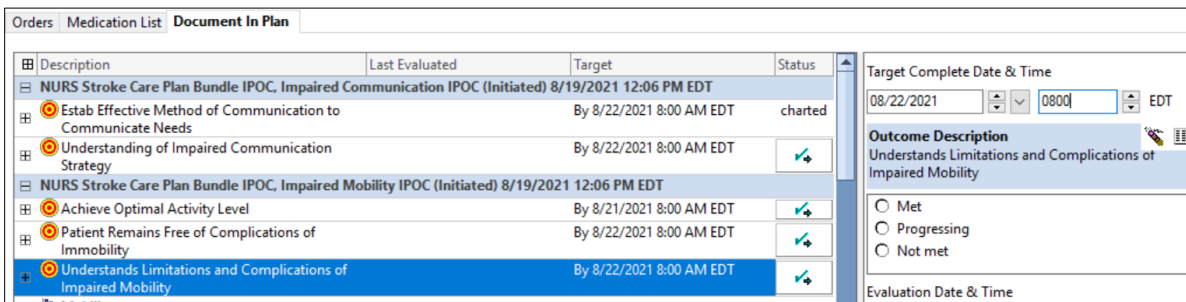


- 7. Once all appropriate IPOCs are customized, **make sure to select the NURS Stroke Care Plan Bundle IPOC header.** This will allow initiating all of the plans at once, rather than one at a time.



- 8. With the header selected, choose Initiate Now> Orders for Signature > Sign.

As with all IPOCs, the NURS Stroke Care Plan Bundle IPOC will display under the Interdisciplinary section in the Orders View pane. Follow usual processes to Document In Plan, including setting a Target Complete Date & Time for each goals and documenting/updating as appropriate per policy.



As the patient progresses and plans are no longer needed, the goals can be documented as met and the individual plan discontinued from the Orders View pane by right clicking the **subphase** and selecting **discontinue**.

