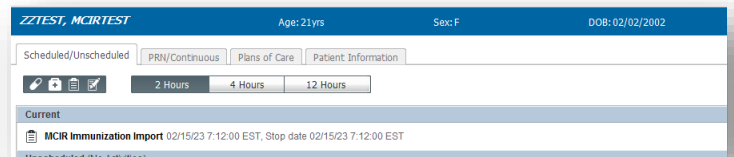
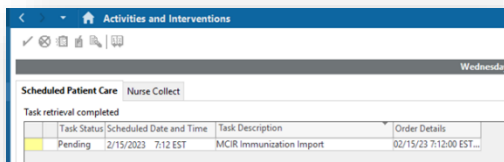


# Cerner Flash

3/7/2023

## MCIR Import for Immunization History Nursing

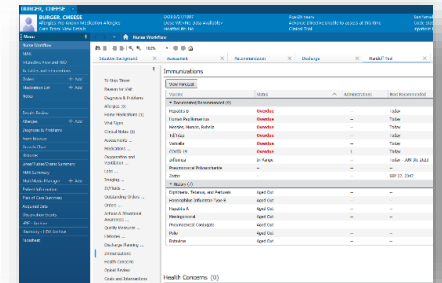
A task has been added for every admitted patient to import immunization history from MCIR. The task can be found in the Activities & Interventions or in CareCompass. To be completed prior to patient history documentation.



Select the **Immunizations** component from the Workflow Navigation Pane

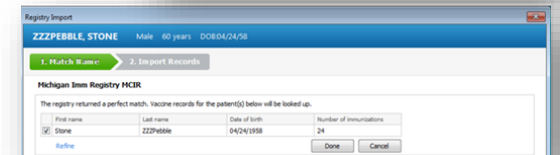
Click the **Import** button in the lower right-hand corner

If an exact patient match is found, the Registry Import window will display the matching patient

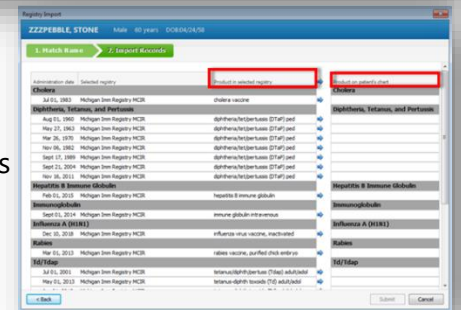


Select **Load Records**

Records from the registry (MCIR) are displayed on the left-hand side of the Registry Import window, existing vaccines in the Cerner chat are displayed on the right.



Import the vaccines from MCIR into the patient's chart by **clicking the arrow** in the top column header to move all vaccine records from the registry over at once.



Click **Submit**.

Vaccines are now displayed in Immunizations.

- Vaccines that are Recommended Due will appear in the top section
- Vaccines that are not due will display in the History section.

