


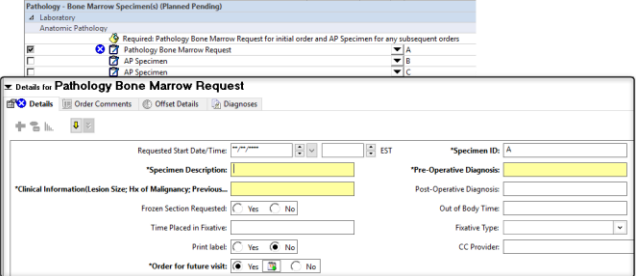
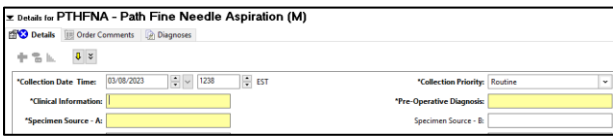
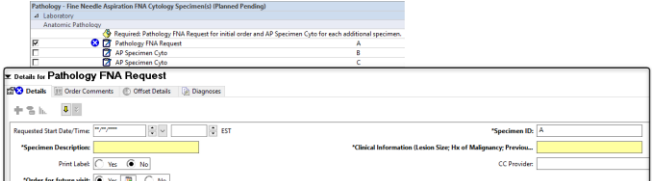
Pathology Specimens

Legacy to PathNet

(OR and Endo Units)

- ④ When multiple specimens (A, B, C, etc.) are ordered, they will all go in as a standard order. The 'A' specimen is the parent order. Specimen samples 'B' and 'C', along with any other subsequent alpha values are the child orders. Parent and child orders will dispatch and move to collected. However only the Parent order 'A' will mark Completed, while the Child orders will display as Canceled. All results will be associated to the Parent order 'A'. The collection must be documented in the Specimen Collection application to dispatch the specimen and for Pathology to result.
- ④ "Pre-Operative Diagnosis" should match what is in the Pre-Operative Diagnosis field in PeriOp Doc
- ④ For any order with a "Post-Operative Diagnosis" field, know that this field is required via policy but not in the system. On any regular specimens (non-frozen sections), the post op diagnosis that is being entered in PeriOp Doc that you receive from the Surgeon/Physician during debrief should be duplicated in the order in the Post Op Diagnosis field. On Frozen Sections this field will be left blank (as you wouldn't have a post-operative diagnosis as those specimens need to be sent to lab immediately)
- ④ If you need to modify the specimen description AFTER you initiate your order (shows as "ordered" status) or after you mark the specimen as collected in Specimen Collection (order shows as "collected" status), you can right click on the respective order and "modify". You would update the specimen description in "Specimen Description Correction" field and re-sign the order. After you resign the order, you will need to right click on the order and select "Print" and "Reprint Requisition" to get an updated requisition with updated description.

***Note**-The labels will not print with updated descriptions so you will have to use a patient label to update descriptions on any corrected specimen containers

Existing Pathology Orders (M)	New Pathology Orders (PathNet)
<p>PTHBM- Path Bone Marrow (M)</p> 	<p>Pathology – Bone Marrow Specimen(s)</p> 
<p>PTHFNA- Path Fine Needle Aspiration (M)</p> 	<p>Pathology – Fine Needle Aspiration FNA Cytology Specimen(s)</p> 

Existing Pathology Orders (M) continued

New Pathology Orders (PathNet) continued

PTHNG- Path Non-Gyn (M)

Pathology – Cytology Non-Gyn Specimen(s)

PTHPAP-Path Gyn (PAP) (M)

Pathology – Cytology OB GYN Specimen(s) Pap Test

PTHSURG-Path Surgical (M)

Pathology – Tissue or Biopsy Specimen (Surg)

NEW

Pathology – Flow Cytometry Specimen(s)

PTHCON- Path Consult (M)

Eliminated