

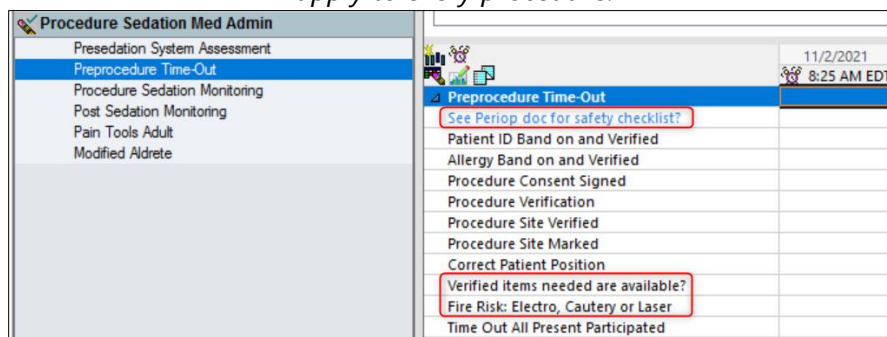
# Cerner Flash

Coming 11/8/21


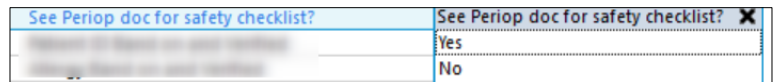
## Bedside Pre-Procedure Time-Out Charting Nurses Charting Bedside Procedures in iView

Coming 11/8/21, some additional documentation items are being added to the Preprocedure Time-Out section in iView. This documentation is in the Procedure Sedation Med Admin band, routinely documented during bedside procedures and during the use of moderate sedation. The additional fields are shown in red below.

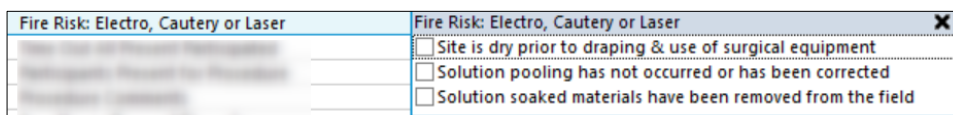
*As always, only chart fields that are relevant to the care being provided to the patient, some of these fields do not apply to every procedure.*



This field was added for surgical and procedural nurses who also chart in the Periop Documentation application. Here, procedural nurses can indicate if the Time-Out was already charted in the surgical application. Click on the blue reference text to see more information about this field. If you do not use the surgical application, you may either skip this field or document the response of "No".



The purpose of this field is to meet the Joint Commission requirement, "UP.01.01.01 EP3: Match the items that are to be available in the procedure to the patient".



The purpose of this field is to document safety checks for any bedside procedures that use electrosurgery, cautery, or lasers

(e.g., bedside sternotomy, percutaneous tracheostomy). These procedures are rarely performed at the bedside. If these techniques are being used, document these safety checks. If not, this field can be skipped.

Lastly, Procedure Site Marked will be face-up and will no longer rely on conditional logic of Site Verified being charted in order to be seen.