



# CERNER FLASH

Ambulatory Provider - New Discern Alert for Dx on Vaccines **Friday, Dec 18, 2020**

## Workflow Changes Overview

**Overview of Change:** Effective 12/23/2020, providers will receive a Discern Alert on vaccine orders if the incorrect diagnosis is chosen. Alert will prompt provider to search for and choose an appropriate diagnosis.

**Positions Impacted:** All Ambulatory Provider positions placing vaccine orders.

### Discern Update #1:

A Discern Alert will prompt if provider does not associate a Z23 diagnosis to certain vaccine orders such as:

Influenza	Pneumococcal	Meningococcal	MMR
Palivizumab	Polio	Rotavirus	Typhoid
Varicella	Yellow Fever	Zoster	Haemophilus
Hepatitis A	Hepatitis B	Hepatitis A-B	HPV
Japanese Enceph			

### Update for Discern #2 (NEW UPDATE EFFECTIVE 12/28/2020):

A Discern Alert will prompt if provider associates a Z23 diagnosis to one of the below vaccine orders. The alert will prompt user with two options to choose from; is vaccine routine or is vaccine a result of an injury. If vaccine is result of an injury, provider will be directed to choose the appropriate injury diagnosis.

Diphth/tetanus/pertussis/polio/haemophilus	Diphtheria/tetanus/pertussis (DTaP) ped	Diphtheria/tetanus/pertussis,acel/hepB/polio
Diphtheria/tetanus/pertussis,acel/polio	Tetanus/diphth/pertuss (Tdap) adult/adol	Tetanus-diphth toxoids (Td) adult/adol
Tetanus-diphth toxoids (Td) adult/adol	Rabies	PPD

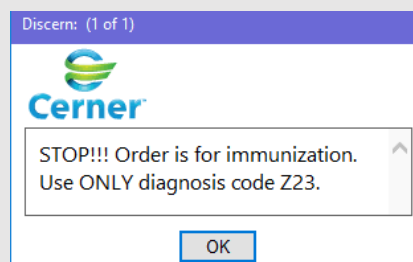
## Discern Scenario 1 – Provider Does Not Associate Z23 Diagnosis to Vaccine

This this example, the provider orders a routine vaccine and does not use a Z23 diagnosis.

- Note:** If multiple diagnoses are chosen for this order (even if Z23 is primary), the alert will still prompt. Only one diagnosis can be associated, and it must be a Z23.

1.) Provider places order and attempts to sign it.

2.) Discern Alert prompts, indicating to use Z23 diagnosis.



3.) On the alert, click **OK**. Provider is taken back to the orders window.

4.) Select the **Diagnosis** tab.

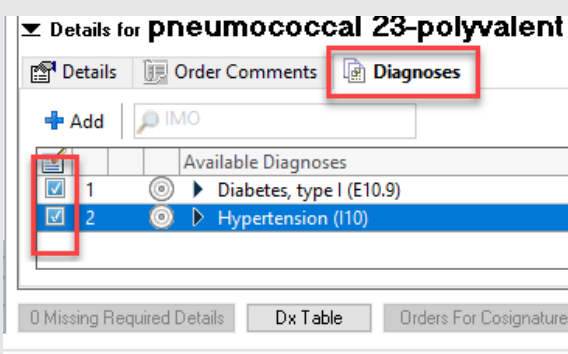
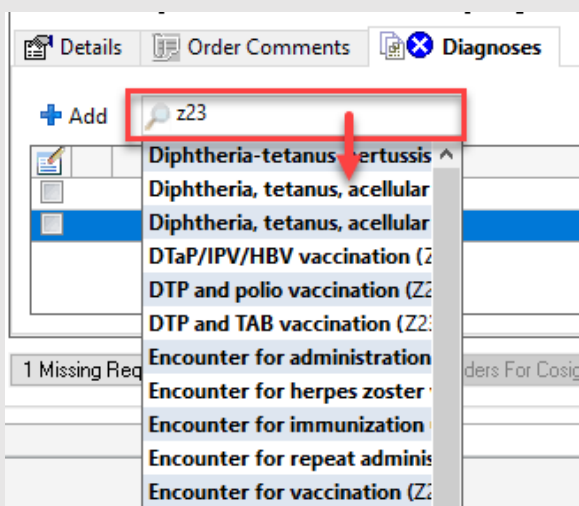
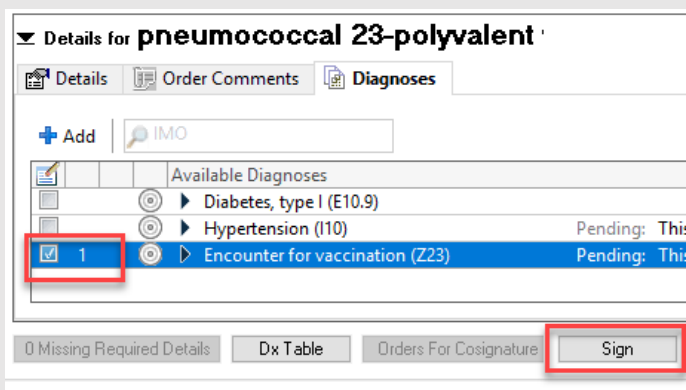
5.) **Uncheck** all associated diagnosis.

6.) Type **Z23** in the search field. **DO NOT hit enter on keyboard after typing Z23, or it may select the incorrect Z23 diagnosis.**

7.) Select correct Z23 diagnosis from the list.

- Note:** If multiple diagnoses are chosen for this order, the alert will continue to prompt. Only one diagnosis can be associated, and it must be a Z23.

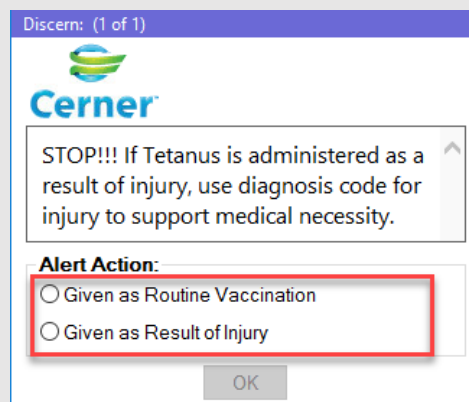
8.) **Sign** order.

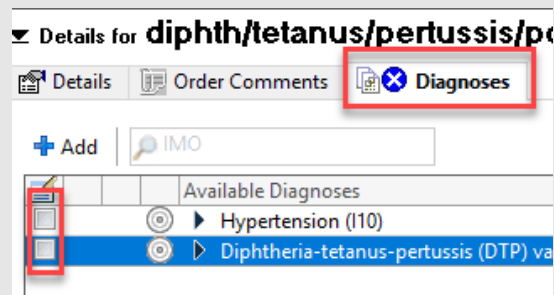
## Discern Scenario 2 – Provider Associates a Z23 Diagnosis to a Vaccine that Could be a Result of an Injury.

In this example, the provider orders a vaccine and uses a Z23 diagnosis. Since these vaccines can be given as routine or as a result of an injury, an alert will prompt requiring provider to choose which option. If the vaccine is being given as a result of an injury, provider will need to choose correct injury diagnosis.

- 1.) Provider places vaccine order with a Z23 diagnosis and attempts to sign it.
- 2.) Discern Alert prompts, indicating to choose one of the following options:
  - a. **Given as Route Vaccination**
  - b. **Given as Result of Injury**
- 3.) **If Routine is selected**, no further action is needed, and the order is signed after clicking **OK**.
- 3.) **If Result of Injury is selected**, the provider is taken back to the orders window after clicking **OK**.



- a. On the alert, click **OK**. Provider is taken back to the orders window.
- b. Select the **Diagnosis** tab.
- c. **Uncheck** all associated diagnosis.



- d. Type correct diagnosis in the **search** field (or click **Add** to add the diagnosis).
- e. Select the appropriate diagnosis from the search results.
- f. Verify newly added diagnosis is selected, then **Sign** the order.

